

Certain Investigation in Automatic Annexation Detection in a Mobile Multimedia Framework

G.Shanmugavadivel, C.Nandagopal

Abstract: *The cellular healthcare enterprise is thriving because of the boom in pc processing power, improvement of next-era verbal exchange generation, and immoderate garage ability. Portable mixed media sensors can accumulate social insurance insights, which might be handled to make options on the wellbeing notoriety of customers. With regards to this, we advocate a cell sight and sound human services system in this paper, in which a programmed addition location machine is inserted as a case have an investigate. Inside the proposed framework, electroencephalogram signals from a head-set up set are recorded and prepared the use of convolution neural systems. A benevolent module decides if or not the signs grandstand extension. Trial results demonstrate that the proposed framework can advantage extreme phases of precision and affectability.*

Keywords: *Cell multimedia healthcare, annexation detection, convolution neural community, GVM, EEG alerts.*

I. INTRODUCTION

Versatile interactive media social insurance applications have encountered a wonderful development because of the substantial scale generation of cell phones and reasonable brilliant portable sensors. Savvy human services frameworks have possessed the capacity to accomplish exactness, which has additionally filled the mix of multimodal contributions with social insurance structures. Cell phones and keen sensors incorporate advanced cells, savvy watches, and wearable human services gadgets with sensors for electroencephalogram (EEG), electrocardiogram (ECG), glucose levels, pulse, and blood oxygen. In earlier years, brilliant social insurance applications were worried about detecting, checking, and deciphering wellbeing conditions, along these lines giving arrangements. Be that as it may, as of late, the accentuation has swung to making shrewd social insurance frameworks versatile and multimodal. Versatile and telehealth gadgets have developed to address the necessities of clinical observing and criticism. Biomedical applications are likewise advancing to break down extensive measure of information (e.g., human genome) for checking ailments and their advancement. Thus, brilliant human services currently incorporate fields, for example, clinical and pharmaceutical research among others. Medicinal services multi-modular information are naturally broke down to give complete reports on patients' wellbeing status

and give successful intercessions dependent on the seriousness of therapeutic conditions. These outcomes are changed into far reaching input, which suggests sedate remedy, further counsels, and way of life changes.

In a brilliant medicinal services worldview, sharp sensors and contraptions need to work in different conditions and territories where patients are perseveringly advancing. With the extending enthusiasm for unconstrained and open wise human administrations circumstances, the present splendid social protection structures, which work in limited and accepted conditions, are out of date. The prosperity and lead of patients can change rapidly after some time. In this way, we require flexible sight and sound human administrations systems that can track, sense, and screen patients just as their surroundings to give splendid therapeutic administrations and raise a caution in case of emergencies. Compact social protection structures give distinctive sorts of restorative administrations advantage and different systems for the transmission of prosperity related data. Along these lines, patients are not bound by zone and time and can guide and get restorative administrations benefits wherever in the present flexible social protection condition. Versatile therapeutic administrations structures have been moved by the enhancement of wise sensors, which are littler than anticipated in size, have insignificant exertion, and require low essentialness. They can be worn or set inside the patients' body or arranged around the patients' condition. Next to extraordinary sensors, convenient human administrations structures should be exact, easy to manage, and have speedy getting ready capacity. People's obviously dormant lifestyle has realized the headway of new ailments. In this manner, splendid therapeutic administrations with multimodal sensors that can generally screen patients in their step by step plan are essential. These multimodal sensors may join typical wearable sensors for blood glucose, beat, heartbeat, body temperature, EEG, ECG, physical development, and rest affinities. Regardless, given the extent of related ailments and sensors open, sagacious social protection systems should not check or debilitate patients' standard activities. In this way, compact developments have been fused with media headways to make adroit and adaptable social protection systems, which not only can manage multimodal data yet moreover process them at quick ceaselessly and with high accuracy.

Revised Manuscript Received on March 08, 2019.

G.Shanmugavadivel, Assistant professor, M.Kumarasamy college of Engineering, Karur

C.Nandagopal, Assistant professor, M.Kumarasamy college of Engineering, Karur



Certain Investigation in Automatic Annexation Detection in a Mobile Multimedia Framework

Also, these structures help patients just as of epic use for social protection specialists who can remotely track and screen their patients whether they are at their homes or outside. Electronic social protection records are also organized and associated with these multimodal prosperity data, which empower remedial specialists to understand the patients' restorative condition significantly. Yet different applications help these adaptable prosperity progressions, they use fundamental physical development sensors and physiological data. Blended media prosperity related data can contain essential physiological data or multidimensional and high-objectives electronic pictures, for instance, MRI or CAT channels. Other restorative imaging advancements are furthermore available, for instance, neuro imaging, infrared imaging, mammography, and ultrasound. These confounding and focused remedial signs require latest techno-sound degrees of progress, for instance, significant learning techniques, to process them continuously and convey exact results ceaselessly. These systems help assurance just as help restorative specialists in clinical works. Sharp social protection systems that can recognize impersonation in pictures are moreover available. Through consistent record of multimodal restorative administrations data continuously, immense human administrations data rise, which is a guide for remedial experts who can apply tremendous data examination gadgets to choose association between prosperity data and ailments, thusly helping the overall population. We can make progressed therapeutic administrations database including multimodal data that can be gotten to when essential. Wise social protection systems also make use of human genome data, which similarly add to the huge restorative administrations data. The systems use counts to interface genome data to physiological data.

Progressed multimodal pictures are joined with enveloping sound/video recording of patients with express infirmities, for example, to recognize irregular body improvement or walk in patients with dementia or vocal wrinkle ailment. These flexible sight and sound social protection systems offer honest and reliable checking of patients with diseases that require consistent thought and watching. Same is the circumstance with people having epileptic additions, which can confine and dishearten their step by step works out. Versatile restorative administrations structures have similarly been delivered to screen additions continuously and report any amazing activities. Nevertheless, such systems require moved techniques, for instance, significant learning, to have the ability to settle on brisk and correct decisions. A flexible human administrations diagram work consolidates feeling affirmation modules that can screen patients' energetic state other than their physical condition. These modules have been shown capable in various social protection applications.

In this examination, a versatile blended media social protection structure is proposed, where a customized addition ID system is embedded as a relevant investigation. The extension can be recognized from the EEG indications of different channels. An individual wears a headband with EEG sensors, and the signs are recorded to a workstation or a splendid contraption. The banner data is sent to cloud servers for dealing with and course of action. A decision

(either addition or standard) is then sent to the reasonable accomplices for further thought.

II. FRAMEWORK

Transportable sight Furthermore callous medicinal administrations majority of the data were gotten from distinctively sorted out sources, which needed different volumes, qualities, speeds, What's more heterogeneities and therefore Might make made mind from claiming using standard human administrations frameworks. Hence, we might oblige a splendid medicinal administrations structure that Might oblige heterogeneous restorative majority of the data Furthermore help done its fast handling, proficient capacity, Also exact request.

Figure 1 exhibits the in general schema building Also information circularize inside the adaptable sight Also heartless social scope skeleton. Those schema uses a couple sensors, together for a insightful eeg sensor, that is a mental Furthermore physiological sensor to ECG, glucose degrees, circulative strain, and blood oxygen Furthermore patients' trends, alerts, What's more outward appearances choose those patients' country. Those banner turned into recorded bit by bit Furthermore transmitted of the information exchange, correspondence, Also preprocessing units, wherein records extra, clamor, Also unpredictability removal and straightforward to-computerized trade needed been done.

Those preprocessed data might have been then transmitted under those cloud wellbeing server ranches. Provided for their heterogeneity, those data might have been place out in the cloud Similarly as scattered database, in this way permitting direct entrance for know accomplices same time keeping dependent upon data security What's more genuineness. Thusly, the majority of the data were amassed. Highlight extraction, outline acknowledgment, what's more request were headed using moved profound Taking in methods. The supposition about restorative masters similarly went over as commitment to highlight extraction. Profound Taking in routines are incredible units on Figure shrouded samples What's more varieties from the standard done medicinal majority of the data. Provided for those far reaching extent of the multimodal information, we used colossal majority of the data what's more examination mechanical assembly for examination.

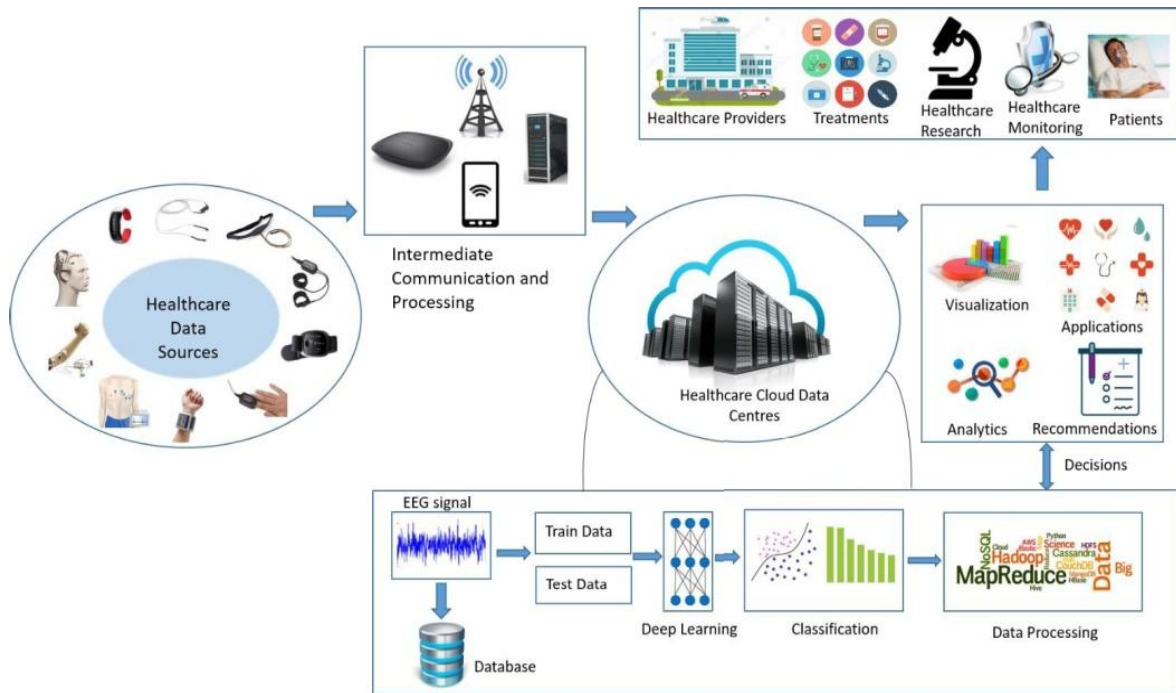


Fig. 1 Mobile healthcare Architecture

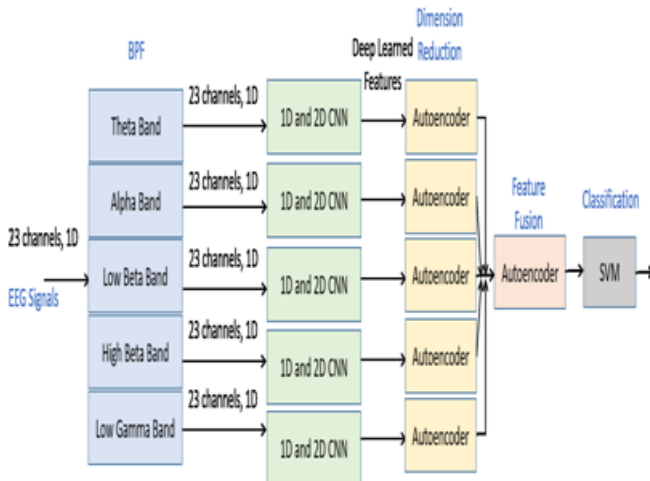


Fig. 2 Annexation Detection System

III. PROPOSED ANNEXATION DETECTION SYSTEM

Figure 2 recommends a square graph of the proposed modernized extension recognition machine. Inside the cell social insurance structure, we proposed an extension location gadget that. Could routinely find extension situation of patients who were enrolled to the structure the machine could offer nonstop following of sufferers with appreciate to mind sports. In the event that the cerebrum action hinted at an extension, the contraction could inform a proper partner for feasible cure.

Enter to the proposed machine were gotten from the EEG pointers of 23 channels set up at the patients' scalp. The markers have been one dimensional, and the amplitudes various along time. The pointers had been changed over into band-compelled markers utilizing a lot of band pass channels.

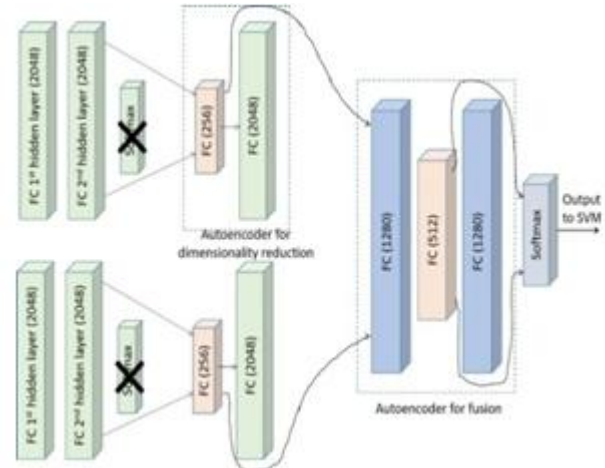


Fig. 3 Encoders in the annexation detection system

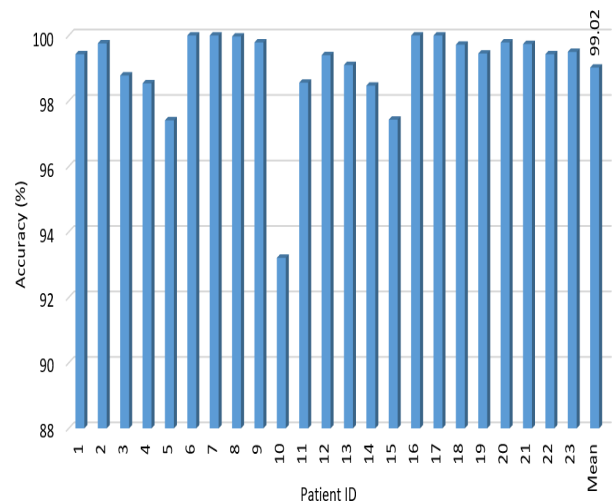


Fig. 4 Accuracy Vs per patient



IV. AUTOENCODERS

An auto encoder is an unsupervised mastering strategy; it need 3 layers of NN, will be precise, the data and the yield layers, which hold An tantamount totally mixture of neurons, Also An shrouded layer. Inside those encoding level, the data turned under mapped of the disguised layer, despite the fact that in the deciphering level, those shrouded layer got mapped of the yield layer. The loads of the neurons were upgraded Toward method for settling on utilization of an easier once again proliferation calculation, which set the practice error between the data Furthermore yield. Auto encoders would precious should easier estimations What's more renter noise antiquities. Guardian three exhibits a broad structure of the auto encoders inside the recommended schema. Those 2 styles about vehicle encoder inside the skeleton have been used for dimensionality easier Also aggravator of highlights.

At those CNN layers were organized, we emptied the softmax layer; the second you quit offering on that one shrouded layer of the FC get ready got to be those commitment of the auto encoder. Guardian 2 prescribes five parallel CNNs, every one for An band-confined eeg banner. Thusly, we needed five auto encoders of this kind. The data What's more yield layers each held 2048 neurons, in spite of the fact that the hid layer of the auto encoder held 256 neurons. Along the individuals lines, these auto encoders stuffed for Similarly as those measurement more level methodologies for those highlights.

We connected whatever viable auto encoder to the blending of highlights. The hid layers of the previous 5 auto encoders required been converged on convey an point of interest about 1280, which turned under those commitment of the mixture car encoder. The hid layer might have been situated will bring 512 neurons. This car encoder transformed under used should give acceptable a exceedingly nonlinear aggravator about highlights from different band-restrained indications. A Softmax layer transformed under related at the shrouded layer should observe the possibilities. Thusly, we needed an aggregate Acquaintanceship of profound educated highlights sorted out to characterization.

GVM

GVM is a capable twofold classifier that has been accomplishment absolutely used in various direction of motion issues. In GVM, a section work stretches out the records vector to a high-dimensional area. by using then, a super plane which can develop the partition between the assistance vectors of training is settled. Unique piece limits are to be had, amongst which we used the winding cause work for its ease and important. The 2 guideline parameters inside the GVM had been the bit and headway parameters. a couple of estimations of these parameters have been investigated inside the tests using wide go phase appearance. Subsequently, piece parameter zero.2 and development parameter 2.0 have been settled in light of the manner that they gave the first-rate execution.

V. EXPERIMENTAL RESULTS AND DISCUSSION

A percentage analyses needed been executed should evaluate those plausibility of the suggested programmed addition area skeleton. Likewise recently referenced, the kid's facility Boston–Massachusetts foundation database gets used for each a standout amongst the examinations. The finish dataset transformed under divided under getting primed Furthermore checking out subsets. Those preparation subset held eeg indications of 22 sufferers, whilst the testing subset held those eeg indications of those unwinding of the patients. The whole technique gets rehashed more than person instance, wherein those disguised sufferers' Realities in the preparation bring been used in the checking out situation. Following every a standout amongst the patients' facts might have been tried; we took the general on report card the impacts. We connected 100 cycles for the honing.

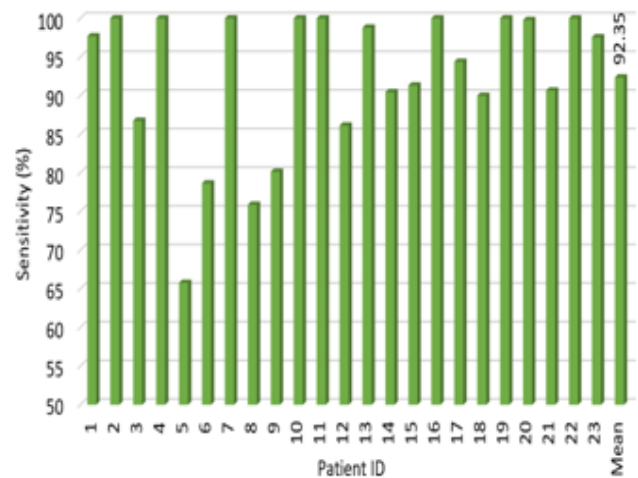


Fig. 5 Patient Vs Accuracy

VI. CONCLUSION

A programmed annexation place framework changed into proposed in a transportable sight and sound shape. The framework utilized Single Dimension and Two Dimension CNNs to put off profound took in highlights from the EEG signals. The highlights have been before everything extricated from the band-constrained flags and after that intertwined using car encoders. GVM became applied for characterization. The exploratory results verified that the proposed framework carried out 92.02% precision in move-knowledge instances utilizing the kids’s clinic Boston–Massachusetts Institute database. The proposed framework used commitments of diverse corporations, especially, theta, alpha, beta, and gamma, by way of extricating highlights independently. Alongside those strains, the framework finished higher exactness contrasted and other related frameworks in the writing. The worldly connection inside the EEG flag became stuck by using the Single Dimension convolution, even though the spatial connection changed into encoded by way of the Two Dimension convolutions. This temporal– spatial blend made the framework hearty to annexation location.



REFERENCES

1. Epilepsy_World Health Organization Fact Sheet. [Online]
2. A. Varsavsky, I. Mareels, and M. Cook, Epileptic Seizures and the EEG: Measurement, Models, Detection and Prediction. Boca Raton, FL, USA: CRC Press, 2011.
3. M. Sharma and R. B. Pachori, "A novel approach to detect epileptic seizures using a combination of tunable-Q wavelet transform and fractal dimension," *J. Mech. Med. Biol.*, vol. 17, no. 7, p. 1740003, 2017.
4. J. N. Kutz, X. Fu, and S. L. Brunton, "Multiresolution dynamic model decomposition," *SIAM J. Appl. Dyn. Syst.*, vol. 15, no. 2, pp. 713-735, 2016.
5. B.W. Brunton, L. A. Johnson, J. G. Ojemann, and J.N. Kutz, "Extracting spatial-temporal coherent patterns in large-scale neural recordings using dynamic mode decomposition," *J. Neurosci. Methods*, vol. 258, pp. 1-15, Jan. 2016.
6. S.Palanivel Rajan, "A Significant and Vital Glance on "Stress and Fitness Monitoring Embedded on a Modern Telematics Platform", *Telemedicine and e-Health Journal*, ISSN: 1530- 5627 (Online ISSN: 1556-3669), Vol. No.: 20, Issue No.: 8, pages: 757-758, 2014
7. S.Palanivel Rajan, T.Dinesh, "Statistical Investigation of EEG Based Abnormal Fatigue Detection Using LabVIEW", *International Journal of Applied Engineering Research*, ISSN: 0973-4562, Vol. 10, Issue 43, pp.30426-30431, 2015. (SCOPUS).